



NCC
CCN

Gatineau Park
Parc de la Gatineau



Les
Amis
du parc de la Gatineau
Friends
of Gatineau Park



ACTIVITY BOOKLET

Philippe Lake

Yours to protect. Yours to enjoy.

Tips for Your Adventures

Are you ready to explore Gatineau Park?

It is home to many precious plants and animals!

You are a welcome guest adventurer!

Here are some important pointers.

- 🐾 Stay on the official marked trails:
 - To avoid encountering ticks and poison ivy, or damaging rare and fragile plants, or the homes of small animals.
 - It's a lot easier for you to find your way, and for Park staff to find you, if they have to.
- 🐾 The sound of your footsteps and your voice warn animals of your presence. Keep a safe distance, observe from afar and do not feed any animals.
- 🐾 Plan your outing.
- 🐾 Bring water and a snack.
- 🐾 Dress for the weather.
- 🐾 Cellphone reception varies in the Park.
- 🐾 **In case of an emergency, call 613-239-5353**

You're ready!

ACT IT

Philippe Lake is home to many little campground and trail spies. They have their eyes on YOU!

You could try to beat 'em, but why not join 'em — on a

Chipmunk Nature Patrol

To turn into a Chipmunk Patroller, ask someone to read this:

- 🐾 Put one hand on your human heart, and close your eyes.
- 🐾 Feel seven heartbeats as a human.
- 🐾 Your body is shrinking smaller and smaller.
- 🐾 Fur is growing and covering your skin. You have stripes on your back.
- 🐾 Your bottom is stretching, and a little tail is forming.
- 🐾 Your eyes are becoming shiny, black and beady.
- 🐾 Your hands and feet are melding into four tiny paws.
- 🐾 At a clap of the hands, you will turn into a chipmunk!

You are ready to plan your adventures as a beloved and protected Park animal!




NOTICE IT

Adventures on the Trail

Nature ABCs

Find nature things that start with each letter of the alphabet until you get to Z. Then, you can start again. (You may have to get creative with “Quick minnow” or “Zebra-striped snail shell.”)


Acorn



Blue jay calling



Cloud



Nature Onesies, Twosies

Find nature things that come in certain numbers.

“Red squirrel is always on its own as a onesie.”

“That kind of pine tree has needles in clusters of two, for twosies”

“That kind of plant has three leaves around the stem, for threesies.”

“Dragonflies all have four wings, for foursies.”

Try to go up to 10 — or even 20!



Nature Colour Match

Pick any colour on any player’s clothes or gear. Find the exact colour match in nature. Look up, look down, look big, look tiny, but stay on the trail, and leave nature objects safely in their place. You’ll be amazed at the colour matches that are possible!

Fun With Photos Adventure

Tree Hugger Trickery

Find a great big tree. Stand in front of it, while staying on the trail.

Hold out your arms and pucker your lips. Have someone hold a camera or phone so that in the photo or video it looks like you're right beside the tree hugging and kissing it.

Now: Make "mwah, mwah, mwah" noises and a lovey-dovey face.

Bonus points if you know what kind of tree it is.

You can invent your own science name for it by the way it looks and where it lives.

Nature Charades

Spot something in nature — for example, a weird-shaped tree, a toad, a blue heron hunting, a minnow, a fern blowing in the wind or something else.

Ask someone to pose and act as that thing. Take a picture or video.



Secret Chipmunk Patrol

If an animal were to write a review about this conservation park, would it be “Yes, this is a good nature place to be!” or “No, humans could do better!”

It’s time for the Chipmunk Patrol.

They notice EVERYTHING!

Even if a creature or a human is not there now, you can pick up clues that they were there before.

You can do a Secret Chipmunk Patrol for each trail, around your campsite or picnic spot. It’s your job to notice and list things.

For every 10 different kinds of nature signs or sounds
— **5 minutes later bedtime.**

For every human thing spotted by someone else that a chipmunk patroller misses
— **1 minute earlier bedtime.**



Nature Signs and Sounds

Examples:

- 🐾 wind in trees
- 🐾 a loon calling
- 🐾 fruit on a flower
- 🐾 a buzzing bee or mosquito
- 🐾 a leaf munched by an insect
- 🐾 a woodpecker hole in a tree trunk

Human Signs and Sounds

Examples:

- 🐾 the sound of an airplane
- 🐾 a footprint in the mud off the trail
- 🐾 worn earth or broken branches where people made a track
- 🐾 people shouting
- 🐾 a piece of garbage
(Hint: you could pick it up)

NOTICE IT

Sense Souvenirs

What are some special things that awakened your senses during your visit?

Draw, photograph or write about them!



By smell



By sound



By sight



By touch

Pick your best finds to make a sense souvenir photo album or a tiny treasures gallery.

NOTICE IT

Tiny Treasure Tour

Start from where you are.

Take 10 giant steps.

That is the boundary of your treasure zone.

Someone can time you for 3 to 5 minutes.

Draw or take note of the finest “mini-beauties” you can find.

Examples: a pebble, a grain of sand, a leaf, a mushroom, a seed, a tiny insect, a dewdrop in the sunlight...



Creature Pictionary

Think of a creature you noticed.

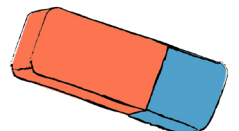
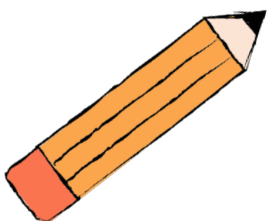
Draw the body. They try to guess it.

Draw the legs. They try to guess it.

Draw the feet,
the tail,
the ears,
the head.

How many body parts did it take for them to guess?

The fewer, the better!



Campground Concert Quiz

Listen carefully for sounds during your visit.

Later, each player imitates a sound that they heard, and the others guess what, where and when.

Bonus: Guess what creature it was.



For example: The very rare chorus frog

The sound of a thumb running down
the teeth of a comb



For example: The loon's crazy laugh at night

A sound like a lonely hollow wolf howl



For example: A cicada

A sound like a very long electric
buzzer high in the trees

My Sense Souvenir Album

Use this page for your favourite things to include in your sense souvenir album.

For each souvenir you choose, write the name on the label and draw:



for a smell
souvenir




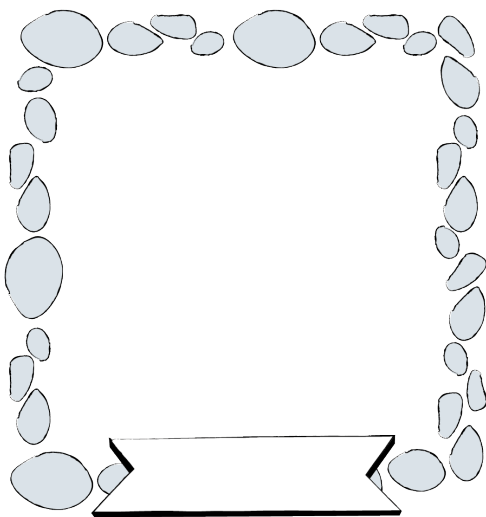


for a sound
souvenir



for a sight
souvenir



for a touch
souvenir



PICTURE IT



From my time in Gatineau Park

Date

At home, or anywhere

You can turn into a chipmunk, at a clap of the hands.

- 🐾 Finish your sense souvenir album, or your top tiny treasure gallery, and show it to a favourite grown-up.
- 🐾 Send extra good photos or videos from Tree Hugger Trickery or Nature Charades.
- 🐾 Use chipmunk spy power to notice signs and sounds of creatures in nature.
- 🐾 Play the Tiny Treasure game.

Prepare for your next Park visit.

- 🐾 Practise with binoculars.
- 🐾 Look for Park events you can take part in.
- 🐾 Ask for the other booklets like this one.

Time to turn back into a human — for now!

See you soon!

Ready?

One.

Two.

Three.

A clap of the hands — **and you're a human again!**



In case your friends don't believe that you really were a chipmunk during your adventures in Gatineau Park, you can ask a Park employee to sign your adventure certificate:

- 🐾 at the Philippe Lake registration kiosk
- 🐾 at the Gatineau Park Visitor Centre, 33 Scott Road, Chelsea
- 🐾 at the Mackenzie King Estate

Or you can ask any Gatineau Park employee.

DIPLOMA



To all doubters, scoffers, bemused friends and relatives:

Be it known that

Name

**WAS A MEMBER OF THE CHIPMUNK PATROL
IN GATINEAU PARK.**



Signed by a Gatineau Park representative:





COVER ANIMAL - FISHER

DID YOU KNOW?

Contrary to popular belief, fishers do not hunt or eat fish. They are one of the few animals that eat porcupines. A fisher will follow a porcupine up a tree, overtake it and then attack the porcupine from above. The fisher's ability to descend trees head first, helps it to approach the porcupine, attacking its face, the only quill-free spot on the porcupine's body. Primarily nocturnal, the fisher usually spends its days sleeping in hollow trees or logs. It prefers mature forests with access to water. Gatineau Park is therefore an ideal place for the fisher to call home.



NCC
CCN

Gatineau Park
Parc de la Gatineau

Gatineau Park Visitor Centre
33 Scott Road | Chelsea QC J9B 1R5
819-827-2020 | GatineauPark.gc.ca